



DEPARTMENT OF REGULATORY AND ECONOMIC RESOURCES (RER)
BOARD AND CODE ADMINISTRATION DIVISION

NOTICE OF ACCEPTANCE (NOA)

MIAMI-DADE COUNTY
PRODUCT CONTROL SECTION

11805 SW 26 Street, Room 208
Miami, Florida 33175-2474
T (786) 315-2590 F (786) 315-2599

www.miamidade.gov/economy

Clopay Corporation
8585 Duke Boulevard
Mason, OH 45040

SCOPE:

This NOA is being issued under the applicable rules and regulations governing the use of construction materials. The documentation submitted has been reviewed and accepted by Miami-Dade County RER-Product Control Section to be used in Miami-Dade County and other areas where allowed by the Authority Having Jurisdiction (AHJ).

This NOA shall not be valid after the expiration date stated below. The Miami-Dade County Product Control Section (In Miami-Dade County) and/or the AHJ (in areas other than Miami-Dade County) reserve the right to have this product or material tested for quality assurance purposes. If this product or material fails to perform in the accepted manner, the manufacturer will incur the expense of such testing and the AHJ may immediately revoke, modify, or suspend the use of such product or material within their jurisdiction. RER reserves the right to revoke this acceptance, if it is determined by Miami-Dade County Product Control Section that this product or material fails to meet the requirements of the applicable building code.

This product is approved as described herein, and has been designed to comply with the Florida Building Code, including the High Velocity Hurricane Zone.

DESCRIPTION: 2" Steel Pan W8 DP46 Sectional Garage Door up to 16'-2" Wide w/ Optional Impact Resistant Lites

APPROVAL DOCUMENT: Drawing No. **104754**, titled "2" Steel Pan Doors", sheets 1 through 3 of 3, dated 11/20/2012, with revision **05** dated 11/21/2023, prepared by Clopay Corporation, signed and sealed by Mark Westerfield, P.E., bearing the Miami-Dade County Product Control Revision stamp with the Notice of Acceptance number and expiration date by the Miami-Dade County Product Control Section.

MISSILE IMPACT RATING: Large and Small Missile Impact Resistant

LABELING: A permanent label with the manufacturer's name or logo, manufacturing address, model number, the positive and negative design pressure rating, indicate impact rated if applicable, installation instruction drawing reference number, approval number (NOA), the applicable test standards, and the statement reading 'Miami-Dade County Product Control Approved' is to be located on the door's side track, bottom angle, or inner surface of a panel.

RENEWAL of this NOA shall be considered after a renewal application has been filed and there has been no change in the applicable building code negatively affecting the performance of this product.

TERMINATION of this NOA will occur after the expiration date or if there has been a revision or change in the materials, use, and/or manufacture of the product or process. Misuse of this NOA as an endorsement of any product, for sales, advertising or any other purposes shall automatically terminate this NOA. Failure to comply with any section of this NOA shall be cause for termination and removal of NOA.

ADVERTISEMENT: The NOA number preceded by the words Miami-Dade County, Florida, and followed by the expiration date may be displayed in advertising literature. If any portion of the NOA is displayed, then it shall be done in its entirety.

INSPECTION: A copy of this entire NOA shall be provided to the user by the manufacturer or its distributors and shall be available for inspection at the job site at the request of the Building Official.

This NOA **renews and revises** NOA # **22-1220.02** and consists of this page 1 and evidence pages E-1, E-2, E-3 and E-4, as well as approval document mentioned above.

The submitted documentation was reviewed by **Carlos M. Utrera, P.E.**



01/11/24

NOA No 23-1204.03
Expiration Date: February 21, 2029
Approval Date: January 18, 2024
Page 1

NOTICE OF ACCEPTANCE: EVIDENCE SUBMITTED

1. EVIDENCE SUBMITTED UNDER PREVIOUS NOA's

A. DRAWINGS “Submitted under NOA # 15-0225.10”

1. Drawing No. **104754**, titled “2” Steel Pan Doors”, sheets 1 through 3 of 3, dated 11/20/2012, with revision 01 dated 2/2015, prepared by Clopay Building Products Company, signed and sealed by Scott Hamilton, P.E.

B. TESTS “Submitted under NOA # 12-1205.07”

1. Test reports on 1) Uniform Static Air Pressure Test, Loading per FBC TAS 202-94
2) Large Missile Impact Test per FBC, TAS 201-94
3) Cyclic Wind Pressure Loading per FBC, TAS 203-94
4) Forced Entry Test, per FBC, TAS 202-94
5) Tensile Test per ASTM E8
along with marked-up drawings and installation diagram of 16'2"x 8', 24ga steel garage door Model 94W8 with windows, prepared by American Test Lab, Inc., Test Report No. **ATLNC 1023.01-12**, dated 11/13/2012, signed and sealed by David W. Johnson, P.E.
2. Test report on Salt Spray per ASTM B117 of painted G40 galvanized coated panels, prepared by Stork Materials Technology, Test Report No. **30160-04-63365**, dated 01/26/2005, signed by John D. Lee, P.E.

C. CALCULATIONS “Submitted under NOA # 12-1205.07”

1. Jamb anchor calculations prepared by Clopay Building Products Company, dated 11/21/2012, signed and sealed by Scott Hamilton, P.E.

D. QUALITY ASSURANCE

1. Miami-Dade Department of Regulatory and Economic Resources (RER)

E. MATERIAL CERTIFICATIONS

1. Notice of Acceptance No. **13-0717.01** issued to SABIC Innovative Plastics for their Lexan Polycarbonate Sheet Products, approved on 11/28/2013, expiring on 07/17/2018.

F. STATEMENTS

1. Statement letter of code conformance with the 2010 and the 5th edition (2014) FBC issued by Clopay Building Products Company, dated 02/18/2015, signed and sealed by Scott Hamilton, P.E.



Carlos M. Utrera, P.E.
Product Control Examiner
NOA No 23-1204.03
Expiration Date: February 21, 2029
Approval Date: January 18, 2024

Clopay Corporation

NOTICE OF ACCEPTANCE: EVIDENCE SUBMITTED

F. STATEMENTS (CONTINUE)

2. Statement letters of code conformance to 2010 FBC and no financial interest, issued by Clopay Building Products Company, dated 11/21/2012, signed and sealed by Scott Hamilton, P.E. ***“Submitted under NOA # 12-1205.07”***

2. SUBMITTED EVIDENCE SUBMITTED UNDER PREVIOUS NOA # 17-1016.14

A. DRAWINGS

1. Drawing No. **104754**, titled “2” Steel Pan Doors”, sheets 1 through 3 of 3, dated 11/20/2012, with revision **02** dated 7/2017, prepared by Clopay Building Products Company, signed and sealed by Scott Hamilton, P.E.

B. TESTS

1. None.

C. CALCULATIONS

1. None.

D. QUALITY ASSURANCE

1. Miami-Dade Department of Regulatory and Economic Resources (RER)

E. MATERIAL CERTIFICATIONS

1. Notice of Acceptance No. **15-0915.08** issued to SABIC Innovative Plastics, US LLC for their Lexan Polycarbonate Sheet Products, approved on 12/10/2015, expiring on 07/17/2018.

F. STATEMENTS

1. Statement letter of code conformance to **6th Edition (2017) FBC**, issued by Clopay Building Products Company, dated 10/06/2017, signed and sealed by Scott Hamilton, P.E.
2. Statement letter of no financial interest, issued by Clopay Building Products Company, dated 10/06/2017, signed and sealed by Scott Hamilton, P.E.



Carlos M. Utrera, P.E.
Product Control Examiner
NOA No 23-1204.03
Expiration Date: February 21, 2029
Approval Date: January 18, 2024

NOTICE OF ACCEPTANCE: EVIDENCE SUBMITTED

3. EVIDENCE SUBMITTED UNDER NOA # 20-0922.16

A. DRAWINGS

1. Drawing No. **104754**, titled “2” Steel Pan Doors”, sheets 1 through 3 of 3, dated 11/20/2012, with revision **03** dated 08/26/2020, prepared by Clopay Corporation, dated 09/19/20, signed and sealed by Scott Hamilton, P.E.

B. TESTS

1. None.

C. CALCULATIONS

1. None.

D. QUALITY ASSURANCE

1. Miami-Dade Department of Regulatory and Economic Resources (RER)

E. MATERIAL CERTIFICATIONS

1. None.

F. STATEMENTS

1. Statement letters of code conformance to **6th Edition (2017) and 7th Edition (2020) FBC**, issued by Clopay Corporation, dated 09/15/2020, signed and sealed by Scott Hamilton, P.E.
2. Certificate of amendment changing the company name from Clopay Building Products Company, Inc. to Clopay Corporation, issued by the State of Delaware, dated 08/27/2019.
3. Draft of the verification test report issued by Keith Owen from American Test Lab, Inc. of North Carolina.



Carlos M. Utrera, P.E.
Product Control Examiner
NOA No 23-1204.03
Expiration Date: February 21, 2029
Approval Date: January 18, 2024

NOTICE OF ACCEPTANCE: EVIDENCE SUBMITTED

4. NEW EVIDENCE SUBMITTED

A. DRAWINGS

1. Drawing No. **104754**, titled “2” Steel Pan Doors”, sheets 1 through 3 of 3, dated 11/20/2012, with revision **05** dated 11/21/2023, prepared by Clopay Corporation, signed and sealed by Mark Westerfield, P.E.

B. TESTS

1. Test reports on 1) Uniform Static Air Pressure Test, Loading per FBC TAS 202-94
2) Large Missile Impact Test per FBC, TAS 201-94
3) Cyclic Wind Pressure Loading per FBC, TAS 203-94
4) Forced Entry Test, per FBC, TAS 202-94
5) Tensile Test per ASTM E8
along with marked-up drawings and installation diagram of 16’2”x 8’, 24ga steel garage door Model 94W8 with windows, prepared by American Test Lab, Inc., Test Report No. **ATLNC 1212.02-22**, dated 01/09/2023, signed and sealed by David W. Johnson, P.E.

C. CALCULATIONS

1. Jamb anchor calculations prepared by Clopay Building Products Company, dated 11/21/2023, signed and sealed by Mark Westerfield, P.E.

D. QUALITY ASSURANCE

1. Miami-Dade Department of Regulatory and Economic Resources (RER).

E. MATERIAL CERTIFICATIONS

1. None.

F. STATEMENTS

1. Statement letters of code conformance to the **8th Edition (2023) of the FBC**, issued by Clopay Corporation, dated 11/21/2023, signed and sealed by Mark Westerfield, P.E.
2. Statement letters of no financial interest, issued by Clopay Corporation, dated 11/21/2023, signed and sealed by Mark Westerfield, P.E.

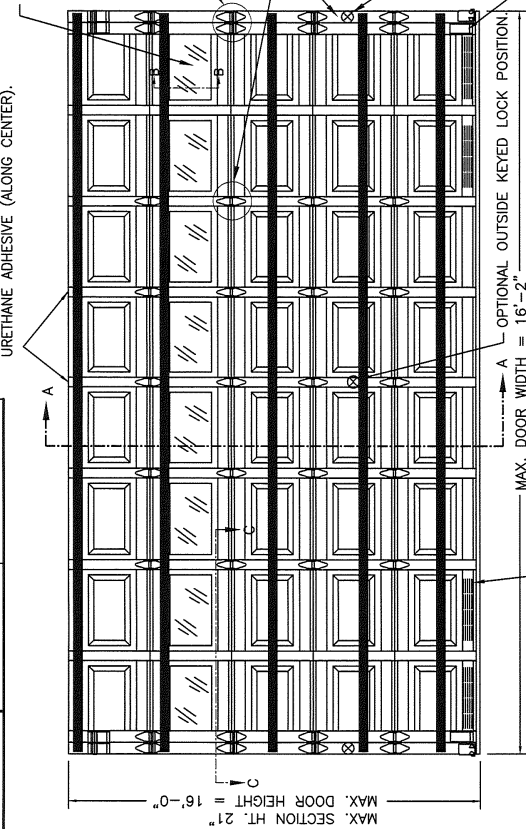


Carlos M. Utrera, P.E.
Product Control Examiner
NOA No 23-1204.03
Expiration Date: February 21, 2029
Approval Date: January 18, 2024

MODELS	24 GA SHORT	24 GA FLUSH
CLIPAY	84A, 94	98
HOLMES	48, 48B	--
IDEAL	4RST	4F

REVISIONS				DESCRIPTION	
REV. NO.	ZONE	DATE	ECN NO.	APP'D:	
04	-	9/7/23	-	JDW	UPDATED CODE COMPLIANCE STATEMENT TO ADD 8TH EDITION FBC.
05	-	11/21/23	-	MWW	REVISED JAMB ATTACHMENT CALCULATIONS WITH 10-YEAR RENEWAL

ONE INTERMEDIATE STILE BETWEEN EACH EMBOSS LOCATION. ATTACHED W/ TOG-L-LOC (TOP & BTM) AND URETHANE ADHESIVE (ALONG CENTER).



OPTIONAL ROW OF IMPACT-RESISTANT GLAZING. MAX. GLAZING SIZE IS 18-1/2" x 11". GLAZING IS INJECTION MOLDED GE LEXAN SLX2432T, AN APPROVED CC2 PLASTIC IN ACCORDANCE WITH IBC/FBC 2606. SEE SECTION B-B FOR ASSEMBLY DETAILS. (GLAZING SHOWN IN INTERMEDIATE SECTION.)

IMPACT-RESISTANT CONSTRUCTION:
SOLID DOORS (NO GLAZING) OR DOORS WITH OPTIONAL IMPACT-RESISTANT GLAZING ARE IMPACT-RESISTANT. OPTIONAL INJECTION-MOLDED POLYCARBONATE FRONT FRAME AND GLAZING IS GE LEXAN SLX2432T, AN APPROVED CC2 PLASTIC IN ACCORDANCE WITH IBC/FBC 2606.
THE ENTIRE DOOR ASSEMBLY INSTALLED IN COMPLIANCE WITH THIS SECTION MEETS THE WIND LOAD REQUIREMENTS OF THE FLORIDA BUILDING CODE AND INTERNATIONAL BUILDING CODE AND IS LARGE- AND SMALL-MISSILE IMPACT RESISTANT.

GLAZING SHOWN IN TOP SECTION.

VIEW "B" (SEE SHEET TWO).

VIEW "C" (SEE SHEET TWO).

16 GA. END STILES ATTACHED TO DOOR SKIN WITH PATENTED TOG-L-LOC SYSTEM (TOP, BOTTOM & CENTER) ATTACHED TO TOP AND BOTTOM RAIL WITH PATENTED TOG-L-LOC SYSTEM.

TWO POINT LOCKING INTO TRACK.

(2) LHR TOP BRACKETS USED AS INNER BOTTOM BRACKET.
(1) 3-IN ROLLER CARRIER (P/N 0120394) USED WITH 3" TRACK.

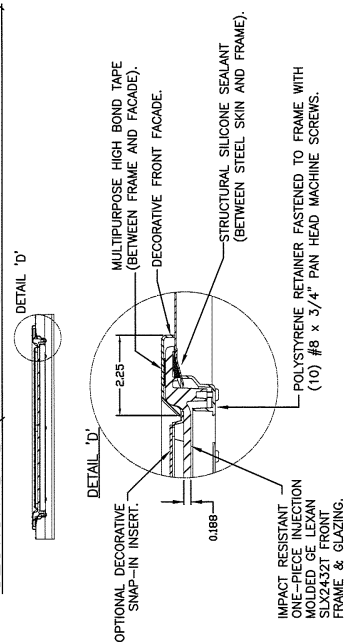
DOOR HEIGHT	# OF SECTIONS
UP TO 7'0"	4
7'3" TO 8'9"	5
9'0" TO 10'6"	6
10'9" TO 12'3"	7
12'6" TO 14'0"	8
14'3" TO 15'9"	9
16'0"	10
MAX SECTION HEIGHT: 21'	

MAX. DOOR WIDTH = 16'-2"

INSIDE ELEVATIONS

LOCATION OF OPTIONAL VENTS. TOTAL VENT OPENINGS: 60 IN² PER VEHICLE.

SECTION B-B (IMPACT-RESISTANT GLAZING OPTION)



END STILE.
SLIDE BOLT LOCK ENGAGES INTO VERTICAL TRACK. ONE LOCK ON EACH SIDE OF DOOR.

SNAP LATCH ENGAGES ONTO VERTICAL TRACK. ONE SNAP LATCH ON EACH SIDE OF DOOR.

OUTSIDE KEYPED LOCK WITH LOCK BAR LOCKING.

OUTSIDE HANDLE.
LOCK BAR ENGAGES IN TRACK ON EACH SIDE OF DOOR.

THIS PRODUCT CONFORMS TO THE REQUIREMENTS OF 7TH AND 8TH EDITION OF THE FLORIDA BUILDING CODE

PRODUCT REVISED
as complying with the Florida Building Code 23-1204.03
NOA No. 23-1204.03
Expiration Date 02/21/2029

Unless Stated Otherwise TOLERANCES are:
.0 = ±.031
.00 = ±.015
.000 = ±.005
.0000 = ±.001
Degrees = ± 1/2
Unless Stated Otherwise DIMENSIONS ARE IN INCHES.

DESIGN LOADS: +46.0 P.S.F. & -50.0 P.S.F.
PART NO.: N/A
WINDLOAD RATING W8 DP46
CORPORATION
8585 Duke Boulevard
Mason, OH 45040 USA
Tel. No. 513-770-4800
Fax No. 513-770-4853
DRAWN BY: SH
CHECKED BY: SH
DATE: 11/19/12
SCALE: NTS
DWG. B
DATE: 11/20/12
SHEET 1 OF 3
VER: MD

BY: [Signature]
Miami-Dade Product Control

DESIGN ENGINEER: MARK WESTERFIELD, P.E.
FLORIDA LICENSE NO. 48495
STATE OF FLORIDA
[Signature]
[Stamp: MARK WESTERFIELD LICENSE 48495 STATE OF FLORIDA]

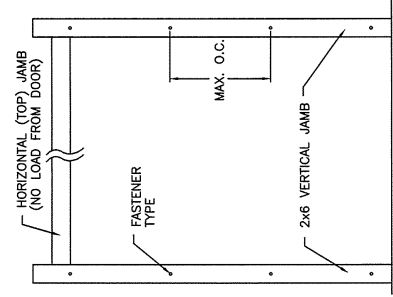
MODELS	24 GA. SHORT	24 GA. FLUSH
CLOPAY	84A, 94	98
HOLMES	48, 48B	--
IDEAL	4RST	4F

REVISIONS				DESCRIPTION	
REV. NO.	ZONE	DATE	ECN NO.	APPROV.:	SH
04	-	-	-	-	-
SEE REVISION HISTORY ON SHEET 1.					

SHEET:
2 OF 3

JAMB TO SUPPORTING STRUCTURE ATTACHMENT

- NOTES: THE LOAD FROM THE DOOR IS TRANSFERRED TO THE TRACK AND THEN FROM THE TRACK TO THE 2x6 VERTICAL SYP (GRADE #2 OR BETTER) JAMBS. NO LOAD FROM THE DOOR IS TRANSFERRED TO THE HORIZONTAL (TOP) JAMB.
1. EACH VERTICAL JAMB SEES A MAXIMUM DESIGN LOAD OF +368 LB & -400 LB. PER LINEAR FOOT OF JAMB.
 2. EACH VERTICAL JAMB SEES A MAXIMUM DESIGN LOAD OF +368 LB & -400 LB. PER LINEAR FOOT OF JAMB.
 3. ALL JAMB FASTENERS MAY BE (BUT ARE NOT REQUIRED TO BE) COUNTERSUNK TO PROVIDE A FLUSH MOUNTING SURFACE.
 4. A 1/3 STRESS INCREASE FOR WIND LOAD WAS NOT USED IN THE CALCULATION OF ALLOWABLE LOADS FOR ANCHORS AND FASTENERS FOR STEEL, CONCRETE AND MASONRY.
- WOOD FRAME BUILDINGS
- STUD WALLS OF DOOR OPENING SHALL BE FRAMED SOLID BY NOT LESS THAN (3) 2x6 PRESSURE TREATED SYP (GRADE #2 OR BETTER) WOOD STUDS OF A STRESS GRADE NOT LESS THAN 1200 PSI NOMINAL EXTREME FIBER STRESS IN BENDING (F_b) FOR DOORS UP TO 8'0" HIGH OR (4) 2x6 PRESSURE TREATED SYP (GRADE #2 OR BETTER) WOOD STUDS OF A STRESS GRADE NOT LESS THAN 1200 PSI NOMINAL EXTREME FIBER STRESS IN BENDING (F_b) FOR DOORS UP TO 16'0" HIGH. STUD WALLS TO BE CONTINUOUS FROM FOOTING TO TIE BEAMS.
- BLOCK WALL OR CONCRETE
- 2x6 SYP (GRADE #2 OR BETTER) WOOD JAMB SHALL BE ANCHORED TO GROUT REINFORCED BLOCK WALL OR CONCRETE COLUMN. BLOCK WALL CELLS SHALL BE FILLED WITH CONCRETE AND REINFORCED WITH REINFORCING BARS EXTENDING INTO THE FOOTING AND INTO TIE BEAMS. ALL BARS SHALL BE CONTINUOUS FROM THE BEAMS TO THE FOOTING PER BLOCK WALL OR CONCRETE COLUMN. BLOCK WALLS OR CONCRETE COLUMNS SHALL BE DESIGNED BY A LICENSED STRUCTURAL ENGINEER OR ARCHITECT OF RECORD AND IN ACCORDANCE WITH THE FLORIDA BUILDING CODE.



2x6 JAMB TO SUPPORTING STRUCTURE ATTACHMENT


(NOT TO BE USED FOR ATTACHMENT OF TRACK ANGLE TO 2x6 VERTICAL JAMBS OR SUPPORTING STRUCTURE)

BUILDING TYPE	FASTENER TYPE	MAXIMUM ON-CENTER DISTANCE BETWEEN FASTENERS	STEEL WASHERS REQUIRED?
BLOCK WALL	1/4" x 1-1/4" MIN. EMBED CARBON STEEL CONCRETE ANCHOR	12"	1" O.D.
GROUT-FILLED CMU	1/4" x 1-3/4" MIN. EMBED CARBON STEEL CONCRETE ANCHOR	12"	1" O.D.
2000 PSI MIN. CONCRETE	1/4" x 1-3/4" MIN. EMBED TAPCON CARBON STEEL CONCRETE ANCHOR	12-1/4"	INCLUDED
4000 PSI MIN. CONCRETE	1/4" x 3/4" MIN. EMBED TAPCON CARBON STEEL CONCRETE ANCHOR	12"	INCLUDED
2000 PSI MIN. CONCRETE	3/8" x 3" MIN. EMBED EPOXY CARBON STEEL CONCRETE ANCHOR	24"	1-1/2" O.D.
WOOD FRAME (SYP 0.55 SG) 1/2" x 3" JAG SCREW (ASTM A307, GRADE A) 1-5/8" EMBED INTO STRUCTURE		17"	1" O.D.

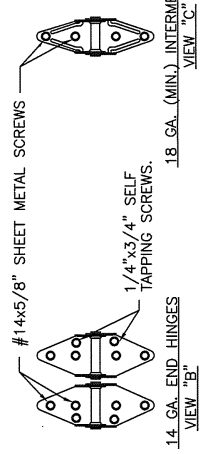
* FIRST (BOTTOM) ANCHOR STARTING AT NO MORE THAN HALF OF THE MAXIMUM ON-CENTER DISTANCE. HIGHEST ANCHOR INSTALLED AT LEAST AS HIGH AS THE DOOR OPENING.

CLOPAY DOES NOT SUPPLY JAMB ATTACHMENT FASTENERS.

MINIMUM DISTANCE BETWEEN CENTER OF ANCHOR AND EDGE OF CONCRETE BLOCK: 2-1/2", EXCLUDING STUCCO THICKNESS.



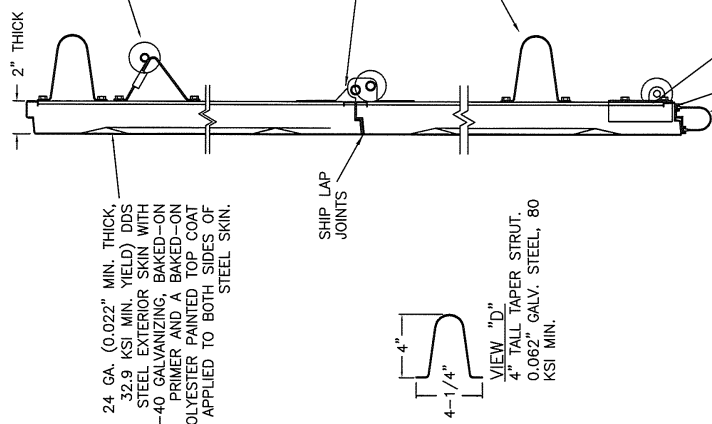
PRODUCT REVISED
Complying with the Florida Building Code
NOA-No. 23-1204.03
Expiration Date 02/21/2029
By [Signature]
Miami-Dade Product Control



14 GA. END HINGES
VIEW "B"

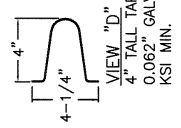
1/4"x3/4" SELF TAPPING SCREWS.

18 GA. (MIN.) INTERMEDIATE HINGE
VIEW "C"



SECTION A-A (SIDE VIEW)

- 24 GA. (0.022" MIN. THICK, 32.9 KSI MIN. YIELD) DDS STEEL EXTERIOR SKIN WITH G-40 GALVANIZING, BAKED-ON PRIMER AND A BAKED-ON POLYESTER PAINTED TOP COAT APPLIED TO BOTH SIDES OF STEEL SKIN.
- (2) 12 GA. GALV. STEEL TOP ROLLER BRACKETS (2-1/2" x 5-3/8"), EACH BRACKET ATTACHED W/(4) #14x5/8" SHEET METAL SCREWS. ADJUSTABLE SLIDE ATTACHED TO TOP BRACKET WITH (2) 1/4"x1/2" BOLTS AND NUTS PER BRACKET.
- SHIP LAP JOINTS
- 14 GA. MIN. GALV. ROLLER HINGE. EACH HINGE FASTENED TO END STILES W/(4) #14x5/8" SHEET METAL AND (2) 1/4"x3/4" SELF TAPPING SCREWS. SEE VIEW "B".
- ONE 4" T-STROUT PER SECTION. (SEE VIEW "D") EACH T-STROUT ATTACHED AT EACH HINGE LOCATION WITH (2) 1/4"x3/4" SELF TAPPING SCREWS.
- 12 GA. MIN. GALV. STEEL BOTTOM BRACKET ATTACHED WITH (2) #14x5/8" SHEET METAL SCREWS.
- ALUMINUM EXTRUSION & VINYL WEATHERSTRIP.



DESIGN LOADS: +48.0 P.S.F. & -50.0 P.S.F.

Unless Stated Otherwise TOLERANCES are

0 = ± .031
.000 = ± .015
.000 = ± .005
.000 = ± .001
Degrees = ± 1/2

Unless Stated Otherwise DIMENSIONS ARE IN INCHES.

Clopay CORPORATION
8585 Duke Boulevard
Mason, OH 45040 USA
Tel. No. 513-770-4800
Fax No. 513-770-4885

PART NO.: N/A

WINDLOAD RATING
W8 DP46

DESCRIPTION: 2" STEEL PAN DOORS (SEE TABLE FOR MODELS)

DRAWN BY: SH

CHECKED BY: SH

DATE: 11/19/12

DATE: 11/20/12

SCALE: NTS

SHEET 2 OF 3

SIZE: B

DWG. NO.: 104754

VER: MD

